



Instructions For Use



- ***This product is to be used by authorised industry trained personnel only.***
- ***The use of this product must adhere to appropriate work practises and or industry standards ensuring compliance to all Workplace Health and Safety Regulations.***
- ***This product may only be installed onto an asset when the asset owner has approved of such installation.***
- ***Failure to follow appropriate work practices and operational instructions or modifications to this equipment can result in product damage and or serious injury.***
- ***These instructions are to be read in conjunction with the Balmoral Engineering terms and conditions published on our website.***

It is recommended that **BALMORAL™** LV Column Kits should be cared for in the following manner:

Storage:

- To prevent premature wear of the LV Column Kits, store and transport components within the provided protective carry bag

Note: other storage methods may be suitable, however, if these methods have not been approved by Balmoral Engineering, then the customer takes full responsibility for their suitability.

- We recommend that LV Column Kits be stored in a clean stable room temperature environment away from sharp objects, sunlight, ozone and steam.
- Kept clear of all oil based products and hydrocarbon derivatives.

Use:

- Prior to commencement of work, LV Column Kits should be visually inspected for any defects. Please refer to the section “Periodic Visual Inspection and Care”.
- Should any item be found to have a defect, the LV Column Kits should be removed from service.
- Any component that becomes soiled or dirty should be cleaned.
- See below “Periodic Visual Inspection and Care” instructions for further directions on how to clean and inspect rescue kits.

Fasteners:

- It is essential that zippers are cleaned regularly to ensure they remain free from debris and/or rust.
- All Velcro and magnetic connections should be cleaned regularly of debris to ensure a strong connection.
- While the zipper teeth are made from non-conductive materials, this should not be relied upon. Caution that the zipper slider is conductive.
- Due to the Magnetic force generated by substations, magnetic connections may make a slight buzzing sound, this has not demonstrated any impact on the functionality of the item.

Periodic Electrical Testing:

- The below testing intervals are drawn from, in part, the directions contained within the applicable standard. It is a guide only and should be used in conjunction with ENA Guidelines, industry standards and acceptable work practices.



- Because each service environment is different, the sole responsibility for ascertaining the necessity or interval required for periodic electrical tests is with the end user. It is recommended that a risk assessment be performed by the end user to ensure the level of inspection and electrical testing is suitable for their particular operating environment.

• Certification	• Class	• Testing Intervals
• AS 4202	• II	• Not Specified
• AS 2978	• A	• 6 Monthly
• IEC 61111	• 0	• Not Specified
• IEC 61111	• 1/2/3/4	• 12 Monthly
• IEC 61112	• 2/3/4	• 12 Monthly





Periodic Visual Inspection and Care:

- It is recommended that where it is possible or practical to do so, all LV Column Kits be periodically inspected, cleaned and then re-inspected. This periodic inspection is recommended to take place every 6 months and should be an adjunct not a replacement for the routine (prior to use) inspection.

To aid visual inspection, Components should be:

- Cleaned to remove grime and dirt which may otherwise hide potential defects.
- Components removed from the carry bag and placed on a clean table/workbench.
- We recommend cleaning with either a mild detergent or Polywater® Rubber Goods Cleaner for the external bag (see the “In Service Care Of Tools & Equipment” document for further details).
- If any component is found to be defective, the LV Column Kit should be removed from service.
- Each component of the LV Column Kit should be inspected for defects and relevant expiry dates.
- Defects may take the form of embedded foreign objects, cuts, abrasions, tears, punctures, swelling, pitting, cracking, splitting or fraying of the material. Covers are also considered defective if (on dual layer products) there is any sign of one layer showing through the other.
- It is essential that any Magnetic or Velcro products are cleaned thoroughly and kept free of debris.

Kit Components:

Kit Component	Kit Component Description	Image	Kit Item Numbers		
			14001	14002	14003
1810-1	CL0 Grnd Mat 650V 1mx1mx6mm Blck EPDM Cut Out		/	1 EA	/
23002	LV Column Cover-500x300-Magnets-PVC-Y/G-650V		1 Pair	1 Pair	1 Pair
25006	Velcro Strap-1mx50mm-Nylon-Black		/	2 EA	/
26031	Kit Bag-1.1x250x130-Window/Base-Yel-PVC-Zip		/	1 EA	/
INS-L	Large Insert-590x150x1.3-Plain-PETG-Clear		1 Pair	/	/
INS-S	Small Insert-390x150x1.5-Plain-PETG-Clear		1 Pair	1 Pair	1 Pair
26004	Kit Bag-600x400-PVC-Yellow-Velcro		1 EA	/	1 EA

For further product information - Visit our website:

www.balmoraleengineering.com